



GUJCOT TRADE ASSOCIATION

WEEKLY REPORT 24-AUG-2019

Market Movement from 19th Aug 2019 to 24th Aug 2019

- Without any market guiding factors market moved sideways during this week.
- NY future December stayed in a small range between 58.21 to 60.13. NY December future gained for a day but gave up all gains on Thursday with poor US Export Sales Report.
- Indian physical market remained steady to firm with slow trade. Indian monsoon has covered whole cotton belt, market sentiment is down but in few last days of the week MCX future gave some stand to the market. Overall Indian physical market sentiment is dull and buyer waiting for new crop arrivals from North India.
- All India cotton sowing till 22nd of August was 123.542 lakh hectares against 116.846 lakh hectares last year on same time which is 5.73% higher YoY.
- New trade dispute news will guide the cotton market in next week. Both China and U.S are giving indication of further escalation of trade war.
- Indian basis remained between 16.79 to 18.15.
- Gujarat 29 mm Cotton sold between 42,850 to 43,150 Rs/Candy.
- All India daily arrivals remained between 2,800 to 3,000 bales.
- Daily arrivals in Gujarat were nearly 1,800 to 2,200 bales.
- NY Dec futures lost 1.92 cents during this week.
- Indian Rupee remained weaker between 71.43 to 71.81 during this week.



GUJCOT TRADE ASSOCIATION

WEEKLY REPORT 24-AUG-2019

Gujarat District wise Cotton Sowing

Gujarat Districtwise Cotton Sowing Till 19-August-2019			
Kutch	535	Saurashtra	18,716
Kutch	535	Surendranagar	3,434
		Rajkot	2,644
North Gujarat	2,342	Jamnagar	1,614
Banarsakantha	438	Porbandar	94
Patan	385	Junagadh	749
Mehsana	382	Amreli	4,029
Sabarkantha	577	Bhavnagar	2,378
Gandhinagar	236	Morbi	1,862
Aravali	324	Botad	1,637
		Gir Somnath	171
Middle Gujarat	3,124	Devbhumi Dwarka	103
Ahmedabad	1,092		
Anand	30	South Gujarat	1,571
Kheda	191	Surat	44
Panchmahal	116	Narmada	469
Dahod	10	Bharuch	964
Vadodara	796	Dang	0
Mahisagar	64	Navsari	0
Chota Udaipur	826	Valsad	0
		Tapi	94
TOTAL			26,287
TOTAL (Last Year)			26,909
All Figures in '00 Hectares			
Source :- Agriculture, Farmers Welfare and Co-operation Department Government of Gujarat			



GUJCOT TRADE ASSOCIATION

WEEKLY REPORT 24-AUG-2019

All India Cotton Sowing

All India Cotton Sowing				
As on 22-08-2019				
STATE	(Area in Lakh Hectare)			
	2019-2020	2018-2019	Change	
Punjab	4.020	2.840	1.180	41.55%
Haryana	7.010	6.650	0.360	5.41%
Rajasthan	6.445	4.961	1.484	29.91%
North India	17.475	14.451	3.024	20.93%
Gujarat	26.287	26.908	-0.621	-2.31%
Maharashtra	43.636	40.623	3.013	7.42%
Madhya Pradesh	6.100	6.880	-0.780	-11.34%
Central India	76.023	74.411	1.612	2.17%
Telangana	17.616	17.606	0.010	0.06%
Andra Pradesh	5.450	4.730	0.720	15.22%
Karnataka	4.947	3.840	1.107	28.83%
Tamil Nadu	0.065	0.058	0.007	12.07%
South Zone	28.078	26.234	1.844	7.03%
Orissa	1.695	1.578	0.117	7.41%
Others	0.271	0.172	0.099	57.56%
All India	123.542	116.846	6.696	5.73%

Source :- Department of Agriculture Cooperation & Farmer Welfare - Government of India



GUJCOT TRADE ASSOCIATION

WEEKLY REPORT 24-AUG-2019

Global

US Weekly Export Sales

- Net UPLAND sales of 1,64,000 RB for 2019-2020 were primarily for Indonesia (50,400 RB, including 200 RB switched from Japan), Vietnam (36,100 RB, including 300 RB switched from Japan), Peru (24,000 RB), Turkey (10,900 RB, including decreases of 100 RB), and Malaysia (8,900 RB, including 100 RB switched from Japan). Reductions were reported for Hong Kong (8,600 RB) and China (600 RB).
- UPLAND Exports of 3,44,000 RB were primarily to Vietnam (81,800 RB), Bangladesh (40,700 RB), India (39,600 RB), Turkey (32,700 RB), and China (31,300 RB).
- For 2020-2021, net UPLAND sales of 500 RB resulting in increases for Japan (1,200 RB), were partially offset by reductions for Bangladesh (700 RB).
- Net sales reductions of PIMA totaling 5,100 RB resulting in increases for Bangladesh (900 RB), Thailand (400 RB), and Peru (200 RB), were more than offset by reductions for China (6,700 RB) and Indonesia (100 RB).
- PIMA Exports of 8,400 RB were primarily to India (5,800 RB), Egypt (900 RB), El Salvador (600 RB), and China (400 RB).

US Export Sales	15-Aug-2019
Marketing Year 2019-20	
Upland Gross Sales	1,77,800
Cancellation	13,900
Net Upland Sales	1,63,900
PIMA Gross Sales	1,800
Cancellation	6,800
Net PIMA Sales	-5,000
Total Gross Sales	1,79,600
Total Cancellation	20,700
Total Net Sales	1,58,900
Shipments	
UPLAND	3,44,000
PIMA	8,400
Total Shipment	3,52,400
Marketing Year 2020-21	
Net Upland Sales	500
Net PIMA Sales	0
Total Net Sales	500
All Figures in US Running Bale	

China Cotton Auction

Cumulative Update

From May 5 to August 23, the cumulative turnover of reserve cotton was 734,700 tons, and the turnover rate was 85.54%.



GUJCOT TRADE ASSOCIATION

WEEKLY REPORT 24-AUG-2019

Gujarat Spot Rate Weekly Changes						
Variety	Staple Length	Mic.	17-08-2019	24-08-2019	Change	Change (in Per.)
					W/W	W/W
Shankar 6	29 mm	3.8	42,800	42,900	100	0.23%
Shankar 6	28.5 mm	3.6	42,300	42,400	100	0.24%
V-797	13 % Trash		32,950	33,300	350	1.05%
MCX Spot Rate			20,350	20,640	290	1.41%
USD-INR Exchange			71.15	71.66	0.51	0.71%

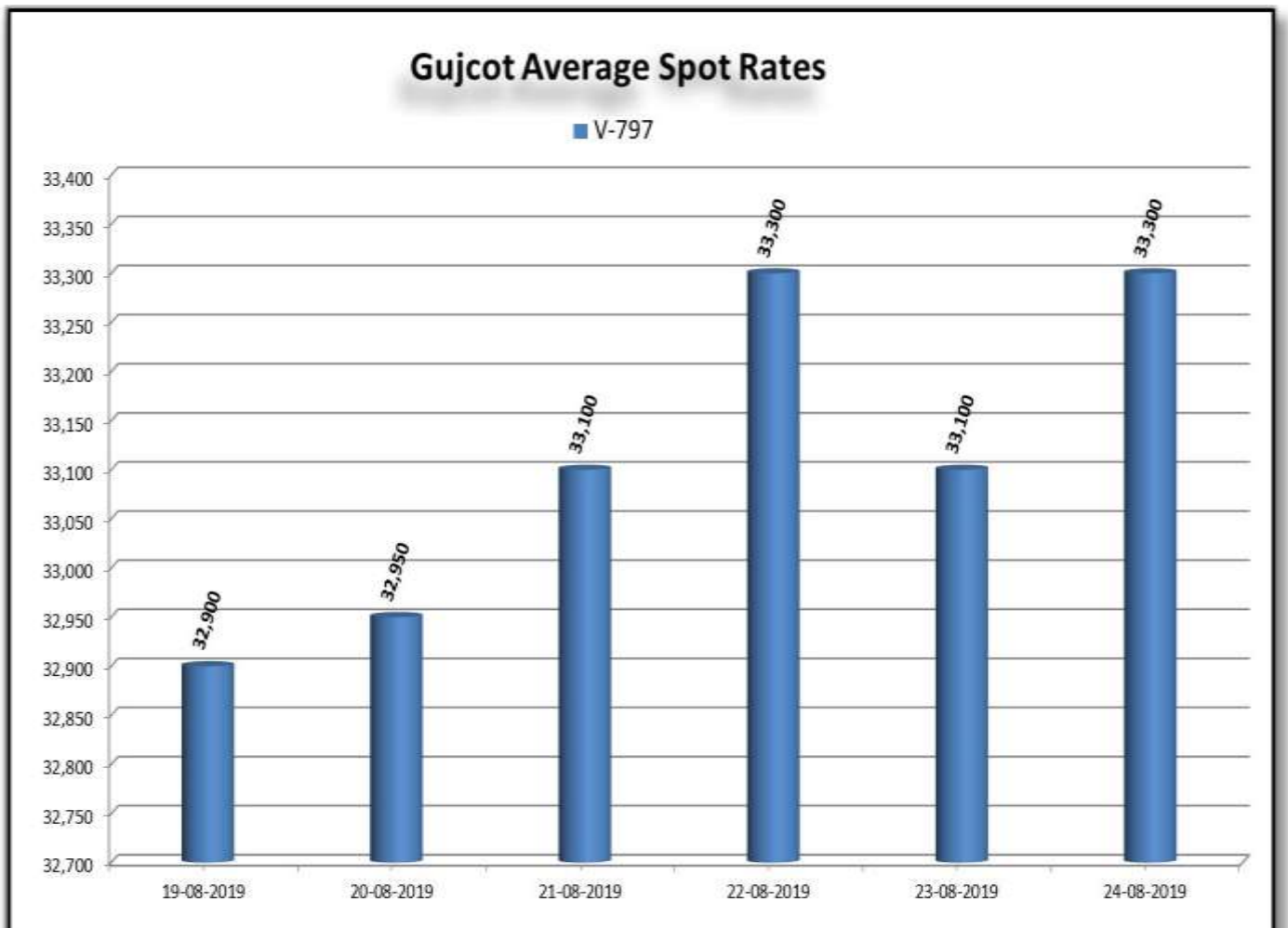
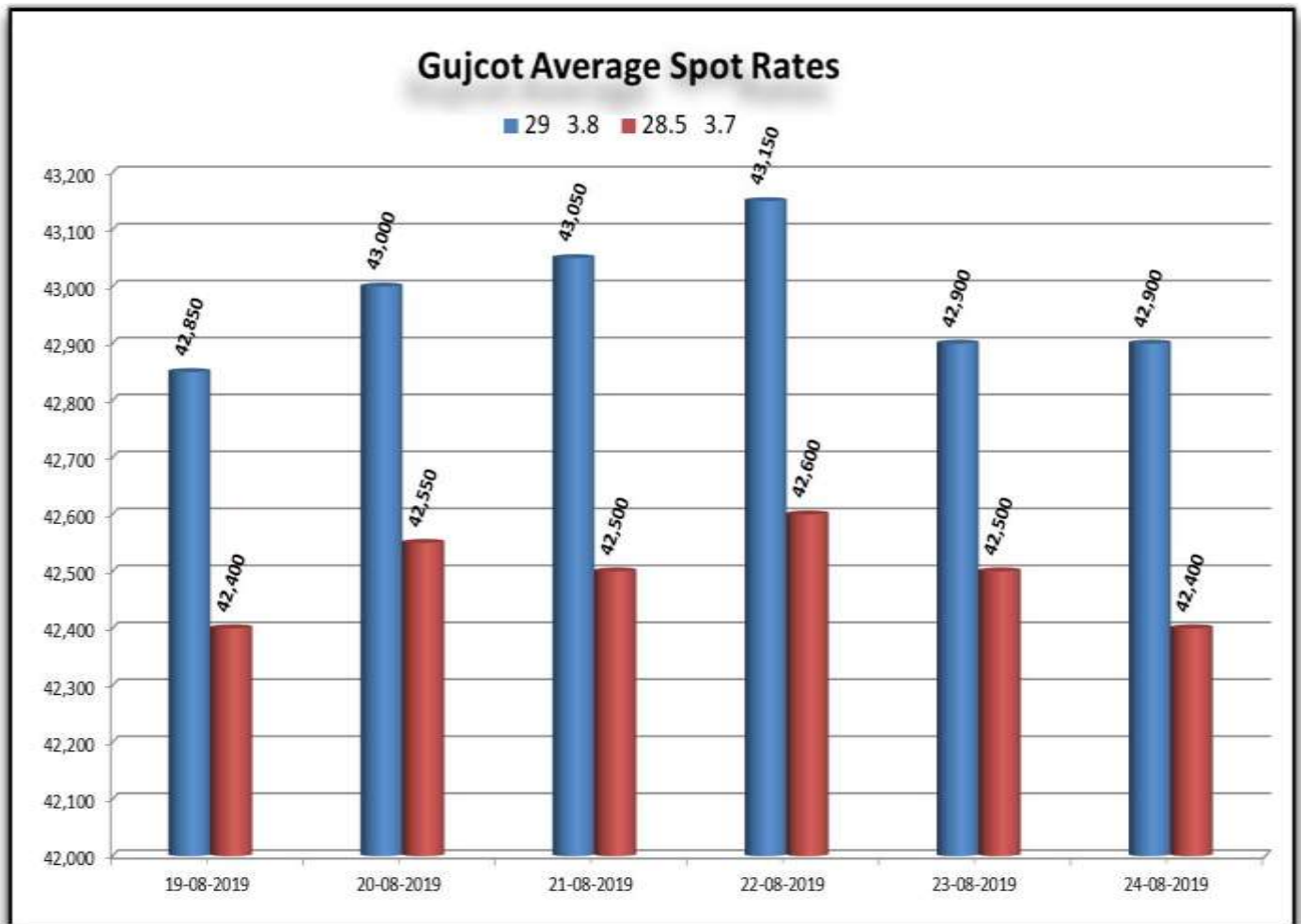
Average Rate of Last week					
Variety	Staple Length	Mic.	Price Range		Average Of 6 Days
			Low	High	
Shankar 6	29	3.8	42,850	43,150	42,975
Shankar 6	28.5	3.7	42,400	42,600	42,492
Shankar 6	28	3.6	No Quote	No Quote	No Quote
Shankar 6	27	3.2	No Quote	No Quote	No Quote
Shankar 6	26	3.0	No Quote	No Quote	No Quote
V-797	13% Trash		32,900	33,300	33,108
MCX Spot Rate			20,590	20,740	20,660
USD Exchange Rate			71.43	71.81	71.64

Rate of Last Week					
Date	29 3.8	28.5 3.7	V-797	MCX Spot Rate	USD-INR Exchange
19-08-2019	42,850	42,400	32,900	20,590	71.43
20-08-2019	43,000	42,550	32,950	20,650	71.70
21-08-2019	43,050	42,500	33,100	20,700	71.56
22-08-2019	43,150	42,600	33,300	20,740	71.81
23-08-2019	42,900	42,500	33,100	20,640	71.66
24-08-2019	42,900	42,400	33,300	20,640	71.66



GUJCOT TRADE ASSOCIATION

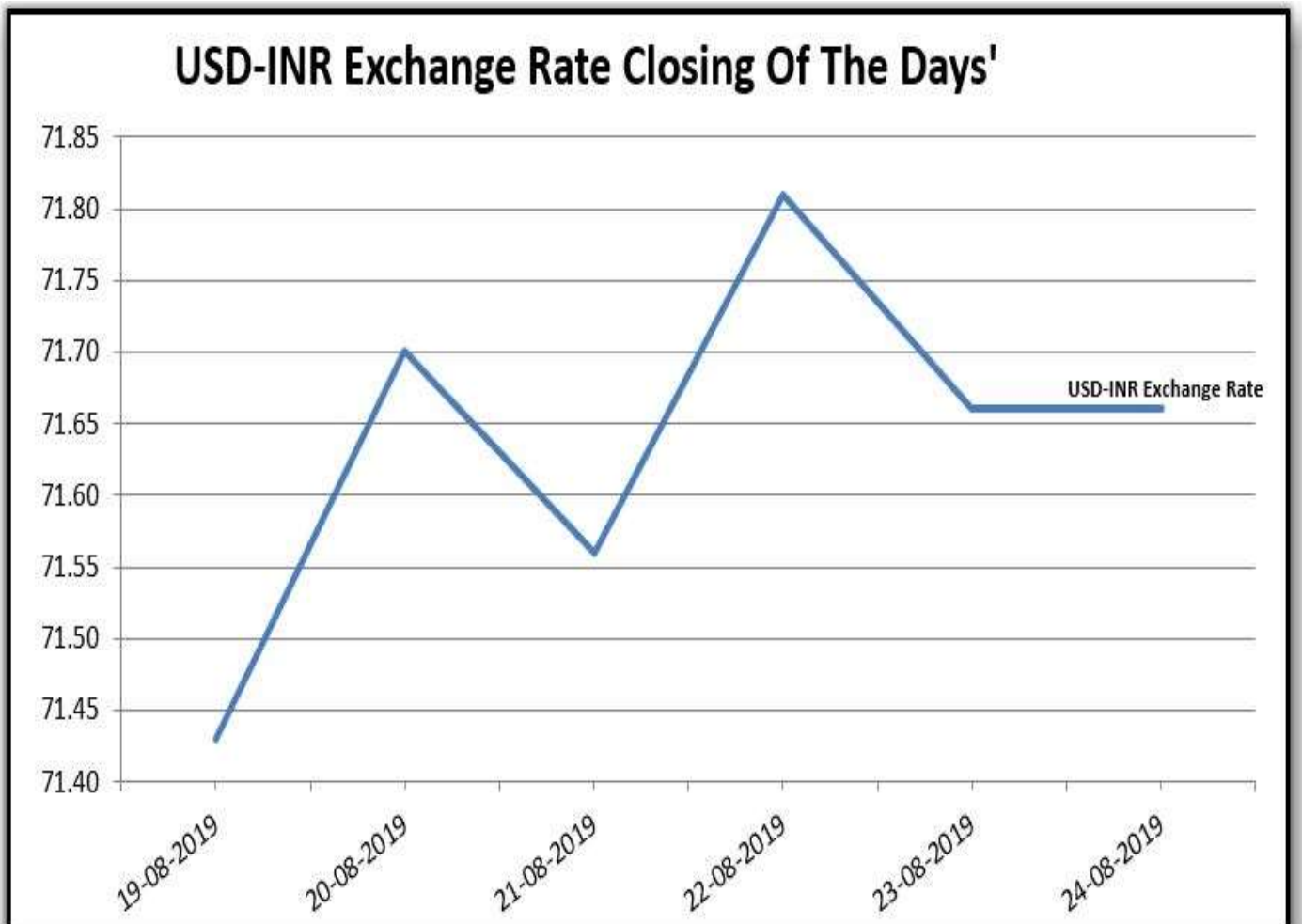
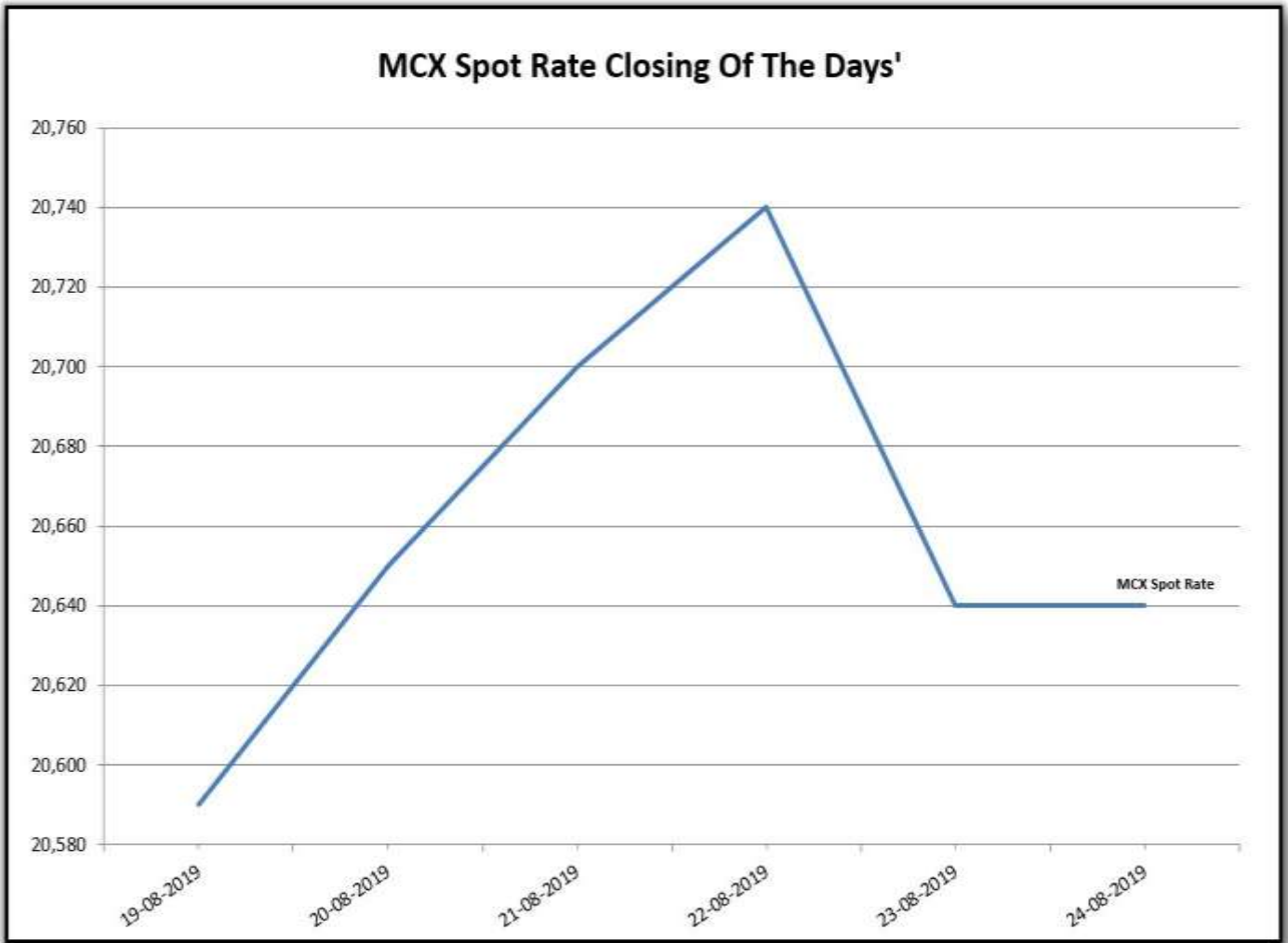
WEEKLY REPORT 24-AUG-2019





GUJCOT TRADE ASSOCIATION

WEEKLY REPORT 24-AUG-2019

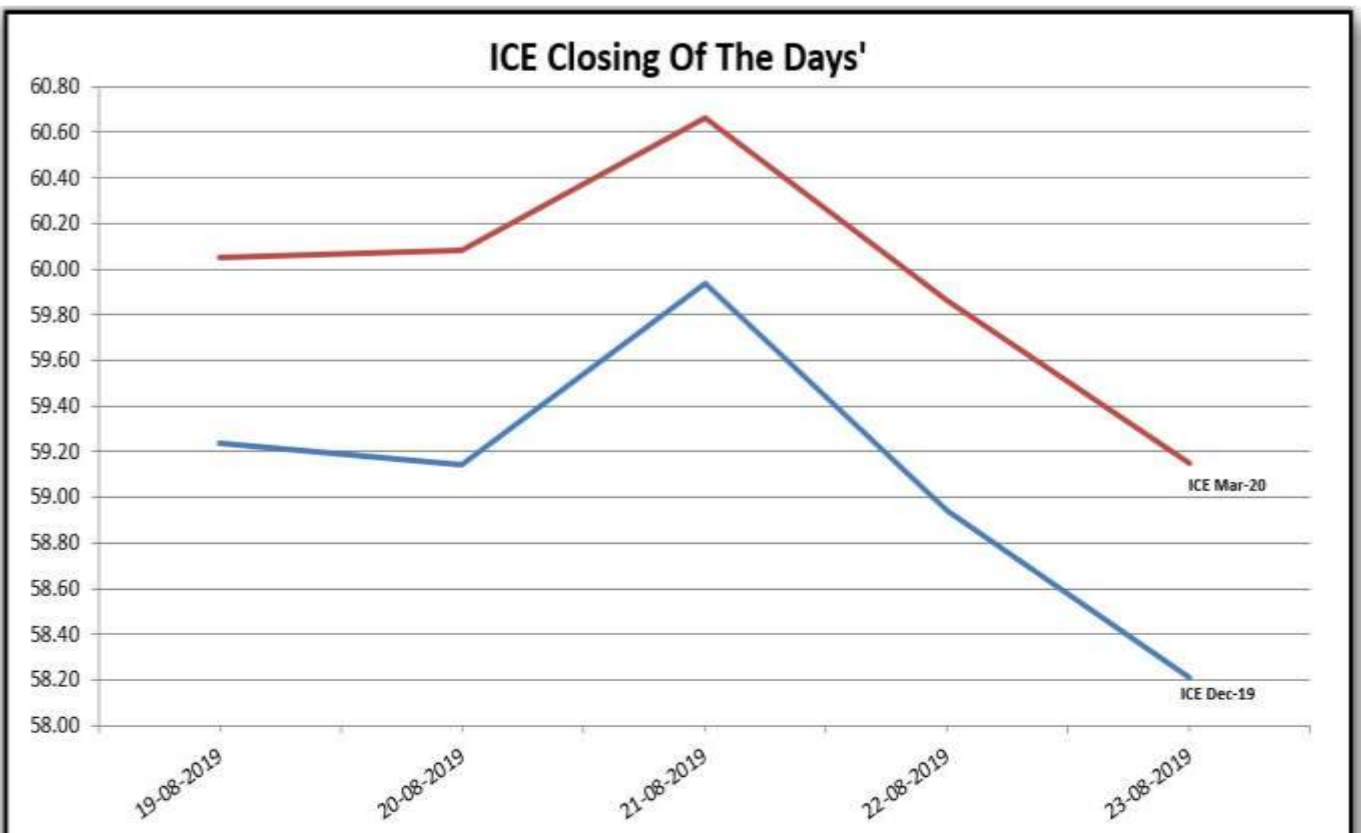
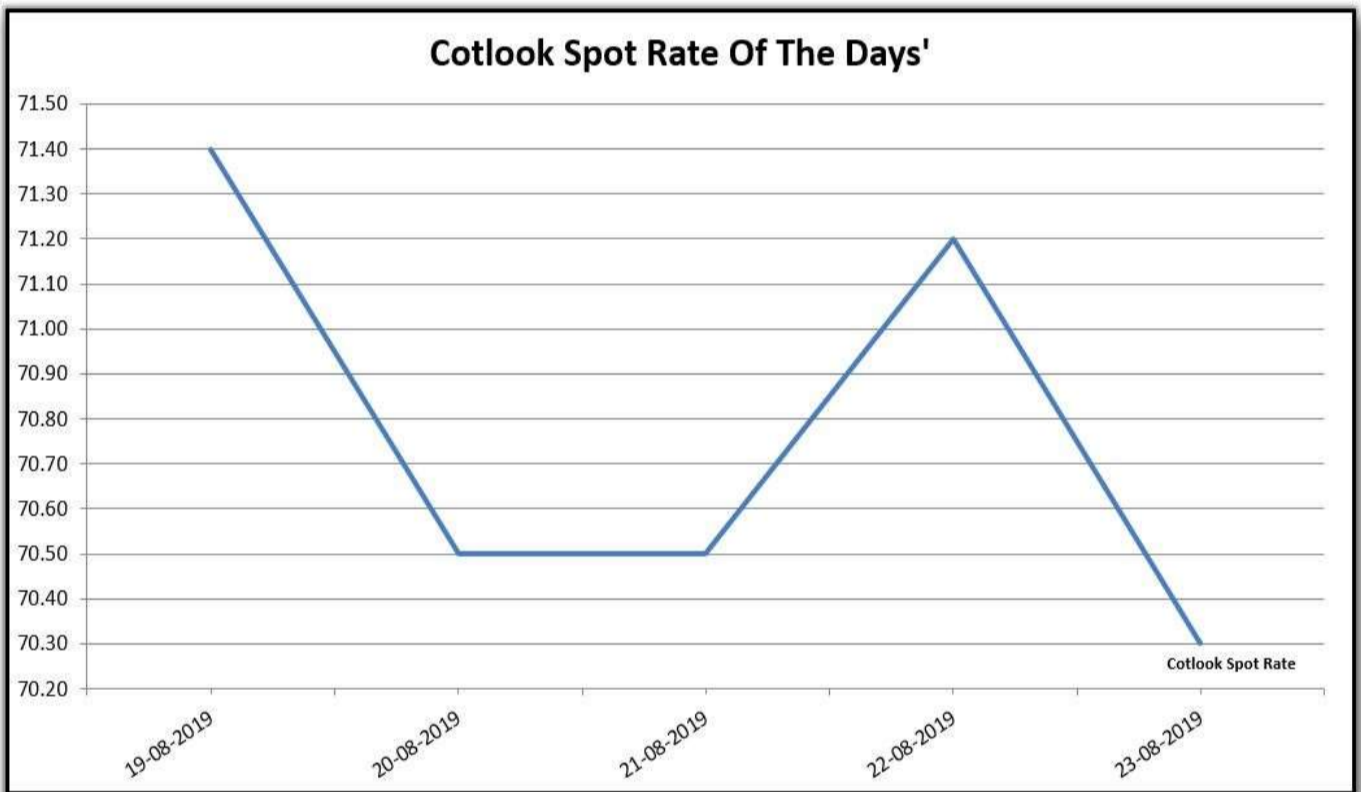




GUJCOT TRADE ASSOCIATION

WEEKLY REPORT 24-AUG-2019

Foreign Indices			
Date	Cotlook	ICE	
	Spot Rate	Dec-19	Mar-20
19-08-2019	71.40	59.24	60.05
20-08-2019	70.50	59.14	60.08
21-08-2019	70.50	59.94	60.66
22-08-2019	71.20	58.94	59.86
23-08-2019	70.30	58.21	59.15

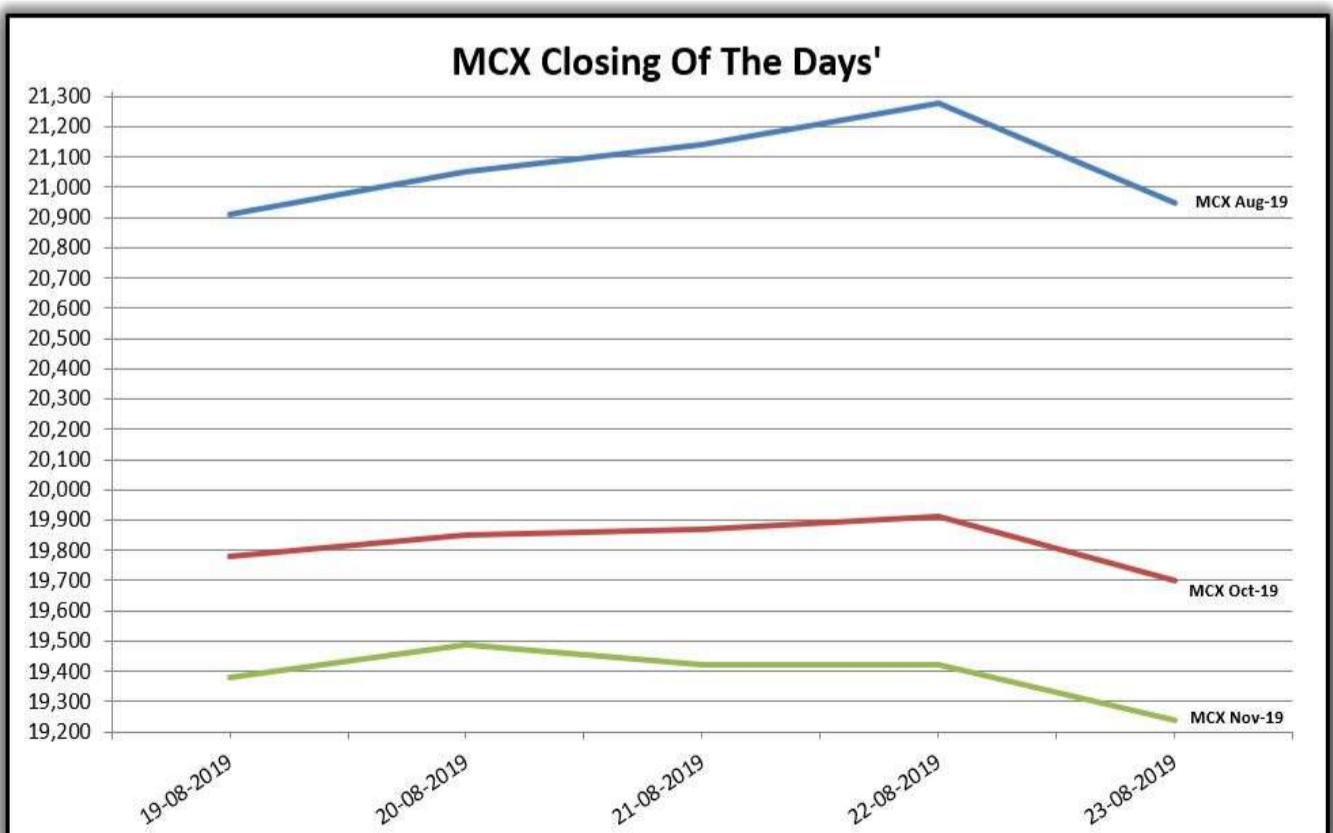
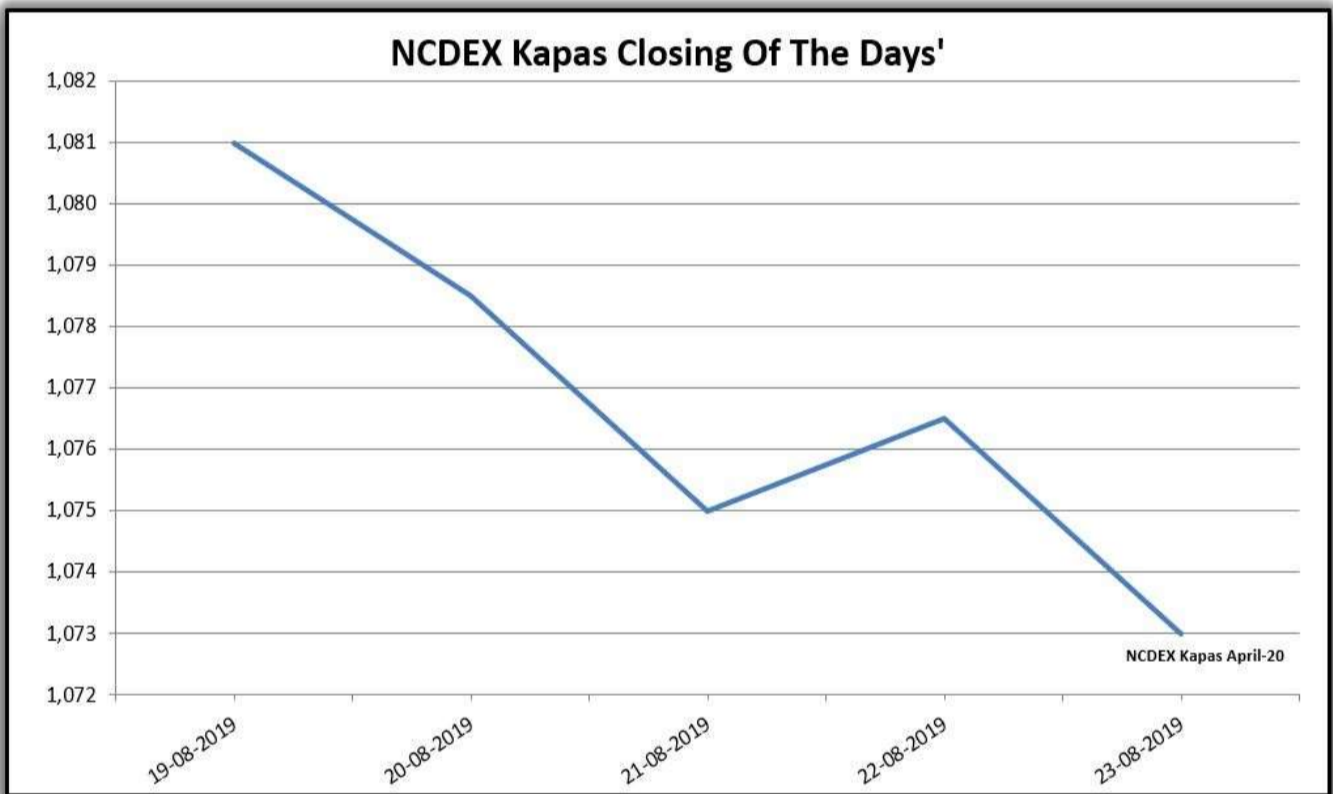




GUJCOT TRADE ASSOCIATION

WEEKLY REPORT 24-AUG-2019

Indian Indices				
Date	NCDEX Kapas	MCX		
	30-Apr-20	Aug-19	Oct-19	Nov-19
19-08-2019	1081.00	20,910	19,780	19,380
20-08-2019	1078.50	21,050	19,850	19,490
21-08-2019	1075.00	21,140	19,870	19,420
22-08-2019	1076.50	21,280	19,910	19,420
23-08-2019	1073.00	20,950	19,700	19,240



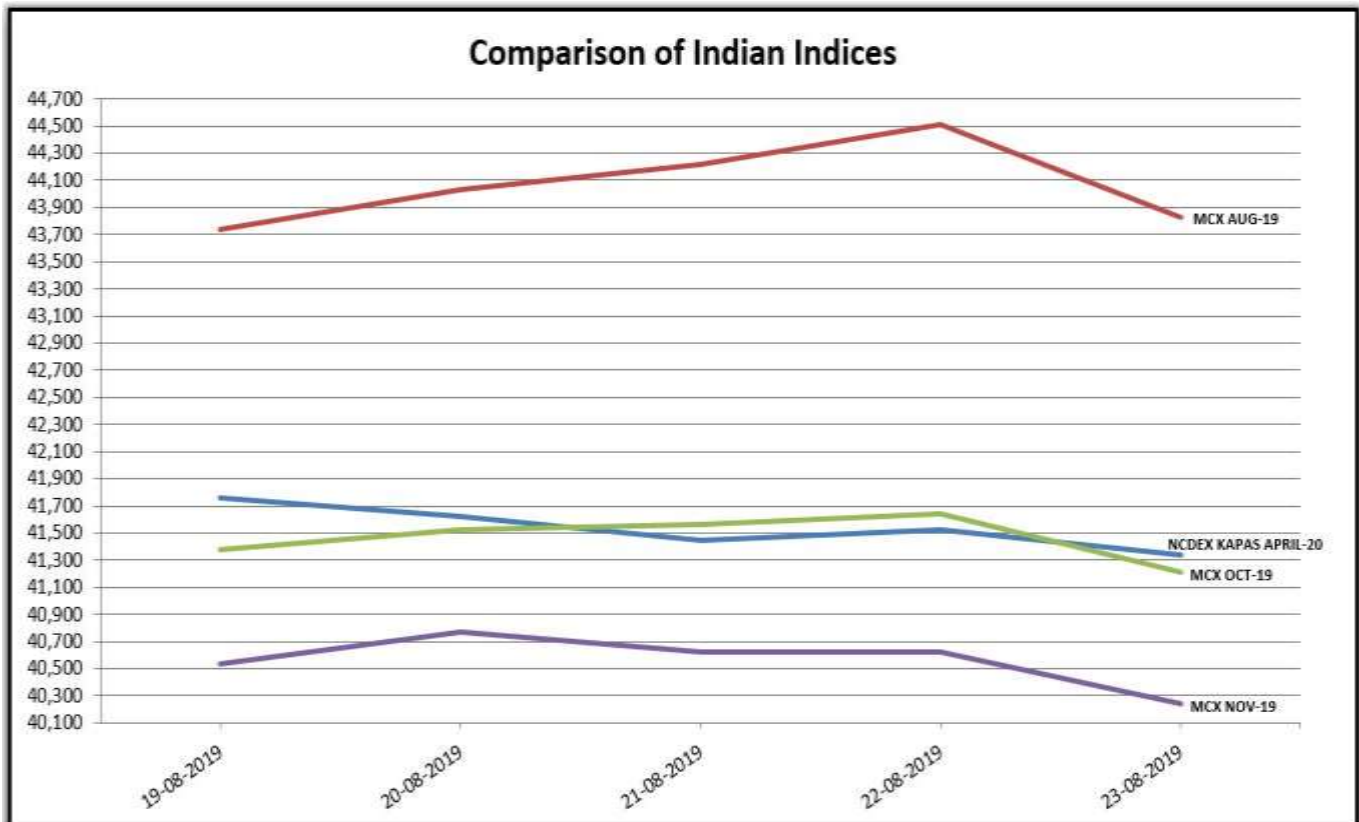


GUJCOT TRADE ASSOCIATION

WEEKLY REPORT 24-AUG-2019

Indian Indices in Candy Rate				
Date	NCDEX Kapas	MCX		
	April	Aug-19	Oct-19	Nov-19
19-08-2019	41,757	43,737	41,374	40,537
20-08-2019	41,626	44,030	41,520	40,767
21-08-2019	41,443	44,219	41,562	40,621
22-08-2019	41,522	44,511	41,646	40,621
23-08-2019	41,339	43,821	41,206	40,244

Remark :- For NCDEX Kapas we have taken seed rate 500/20 Kg to convert in Candy.

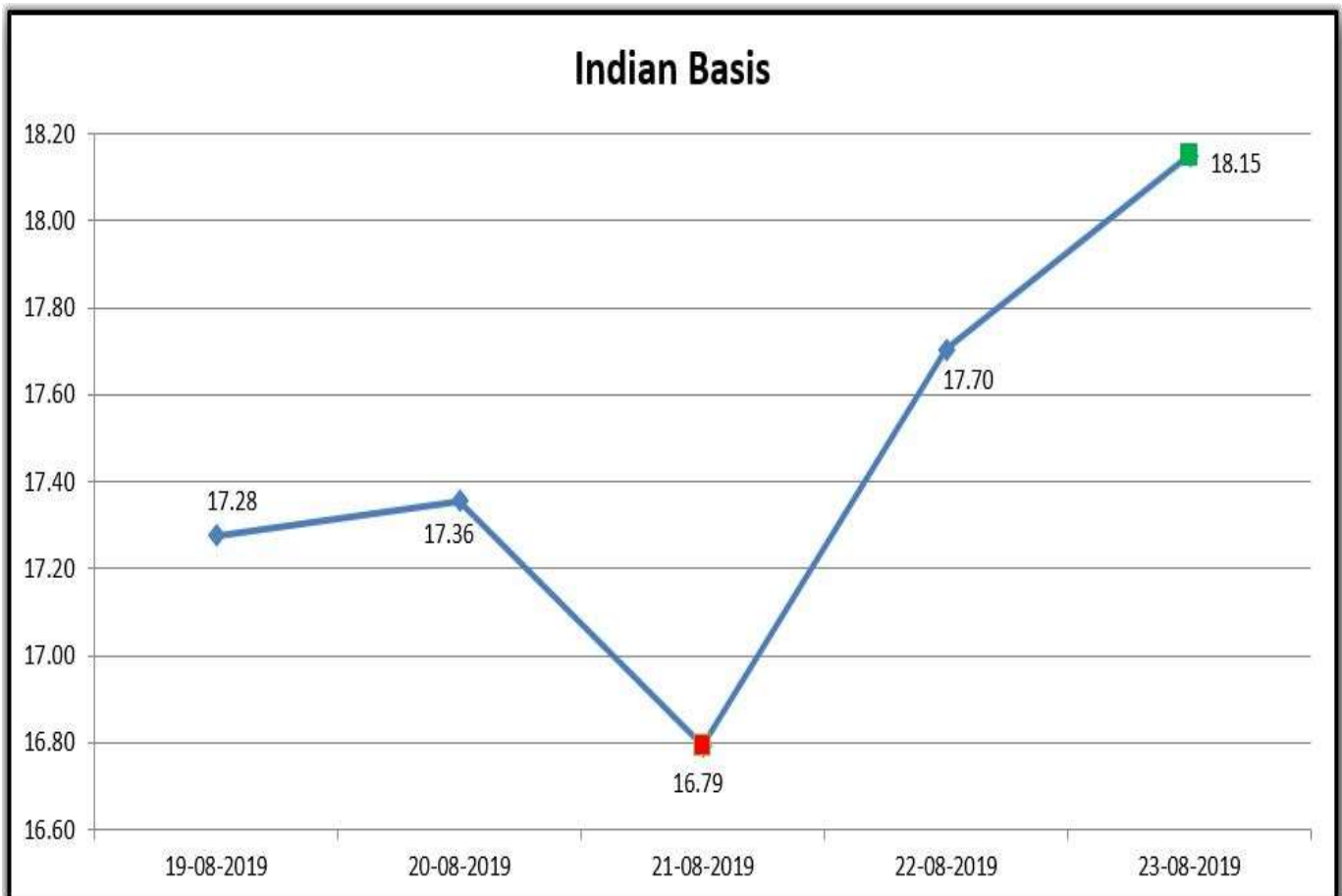




GUJCOT TRADE ASSOCIATION

WEEKLY REPORT 24-AUG-2019

Indian Basis					
DATE	29 MM	USD-INR	CENTS/LB	ICE DEC	BASIS
19-08-2019	42,850	71.43	76.52	59.24	17.28
20-08-2019	43,000	71.70	76.50	59.14	17.36
21-08-2019	43,050	71.56	76.73	59.94	16.79
22-08-2019	43,150	71.81	76.64	58.94	17.70
23-08-2019	42,900	71.66	76.36	58.21	18.15





GUJCOT TRADE ASSOCIATION

WEEKLY REPORT 24-AUG-2019

IN THE WEEK AHEAD

- Monday at 3:00 p.m. Central – Crop Progress and Conditions
- Thursday at 7:30 a.m. Central – Export Sales Report
- Thursday at 2:30 p.m. Central – Cotton-On-Call
- Friday at 2:30 p.m. Central – Commitments of Traders

One stop solution for all cotton related reports and information.

Visit <https://www.gujcot.com>. It's updated every day in real time.

You can view

- Gujarat Daily Spot Rate at 5:30 pm and Historical Data
- Gujarat Latest Pressing Report and Historical Data
- Daily Weather Report
- Cotton Advisory Board Balance sheet and Area, Production, Yield reports from cotton season 1991-1992 to 2017-2018 estimate available from Menu->Reports
- All Historical Gujcot Weekly Reports Menu->Reports
- All India Cotton Sowing data
- Gujarat Cotton Sowing District wise Report
- US Export Sales Report
- US Crop Progress Report
- China Cotton Auction Update
- International Cotton Indices and Spot Rates.
- USDA WASDE Report
- ICE Cotton On Call Report
- And All other National & International reports and upcoming events

Report Sponsors:

Click on Sponsor's Logo to visit Sponsor's Website

LDC. Louis Dreyfus Company



Report prepared by

Kalpesh Patel

Manager

Gujcot Trade Association